



Baltimore In Depth

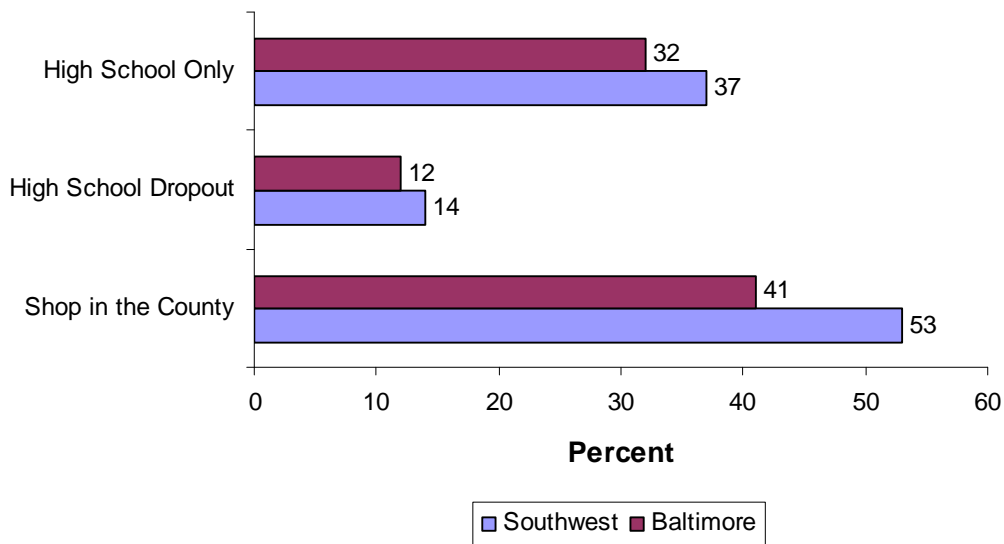
A Closer Look at the 2010 Baltimore Citizen Survey Results
 City of Baltimore/Department of Finance/Bureau of the Budget and Management Research

June 2011

Vol.1 Issue 8

The 2010 Baltimore Citizen Survey asked 1,800 respondents a series of questions to measure their satisfaction with the services offered by the City of Baltimore and the quality of life in the City. This report focuses on individuals **who live in the Southwestern District**.

Demographics



Key Findings

Respondents from the Southwestern District were more likely to:

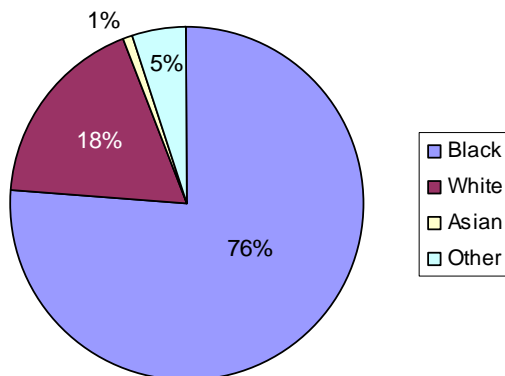
- Say that they felt unsafe or very unsafe downtown during the day and night
- Shop outside of their district

The Southwestern Planning District of Baltimore differs from the overall population of Baltimore in race, education, income, and where they shop.

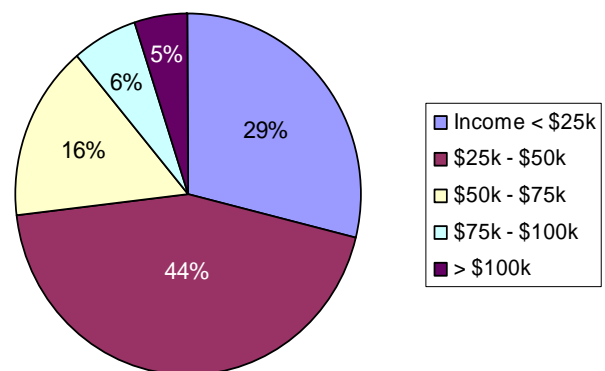
a higher proportion of Blacks than the overall population. The District also has more high school dropouts and individuals with a high school education than the overall population. This low education level likely leads to a much higher proportion of residents with low to

The residents of the Southwestern District have

Southwest Baltimore Racial Makeup



Southwest Baltimore Incomes



middle incomes. In addition, the majority of residents in Southwest Baltimore seem to do their shopping in the county, more so than the population as a whole.

Southwestern District

The Southwestern District runs from Dickeyville and Wakefield in its northwest-most corner, with its eastern border made up of Gwynns Falls/Leakin Park, Carroll-South Hilton, Gwynns Falls, and Morrell Park. The major geographic landmarks in the District are Gwynns Falls/Leakin Park along its eastern border, and I-95 running through its southeastern tip.



Findings

The respondents in the Southwestern Planning district differed significantly from the population as a whole when answering about how safe they felt in the downtown area. Of these respondents, 25% said they felt either unsafe or very unsafe downtown during the day, as opposed to only 15% of the population as a whole replying similarly.

When asked about safety at night, 72% of Southwestern respondents answered that they felt unsafe or very unsafe in the downtown area. By comparison, 60% of the population as a whole responded that they felt unsafe or very unsafe in the downtown area.

Southwestern District Responses



The Baltimore Citizen Survey is an annual survey, with 1,800 respondents, and a margin of error of ±2.5%. For more information on the survey, and to read full reports, please visit our website at www.baltimorecity.gov/citizensurvey.